


YOUR UTS:HOUSING HANDBOOK



Information
Reference
Content

Info

Reference
Information
Reference
Reference
Content

This UTS Housing handbook is designed as a reference guide for living in Yura Mudang only. It will provide you with the general 'how to' required for living safely and in harmony in our residential community.

Should there be any inconsistency between this UTS Housing handbook and the UTS Housing LA and Rules, the UTS Housing LA and Rules (available on www.housing.uts.edu.au) will prevail.

For any UTS Housing rules, please refer to your License Agreement and the UTS Housing rules.

09/2025

Content:

UTS Housing: Contact Details	p 1
Your Residence	p 3

On the admin side of things

Correspondence from UTS Housing	p 6
Mail (letters) - your postal address	..	p 6
Parcel Delivery Service	p 7
Room inventory and condition report		p 8
Checking out	p 8
Keys & lockouts	p 9
Lost and found	p 10
Paying your UTS Housing licence fee	p 10

What to bring when moving in?	p 11
--	------

Facilities and Services

Common areas	p 14
Laundry facilities	p 15
Internet	p 16
Computer labs	p 17
UTS Housing Bike Store & Bike club	..	p 17
Maintenance repairs	p 19
Cleaning	p 21

Residential Community

Residential Networkers	p 23
Social activities	p 26
How do I find out what's happening in UTS Housing?	p 29
Talk to a staff member	p 30

Shared living: Making the most of it

Flat Meetings	p 32
Consent Matters	p 33

A few university and house rules to be aware of:

Noise	p 34
Social gatherings	p 34
Day & Overnight guests		p 35
Smoking	p 36
Environment, energy and water conservation	p 36
Recycling	p 36
Free Store	p 38

Safety, security and personal wellbeing

Personal wellbeing	p 40
Security Staff	p 40
Harassment	p 40
Personal property & insurance	...	p 41
Alcohol and Drugs	p 41
Drinking curfew	p 41
Fire safety and Fire escape	p 41

Your neighbourhood and Sydney City

Transport	p 44
Bicycles	p 44
Shopping areas	p 45
Parks and Recreation	p 45
Cheap eats	p 46

Map	p 47
------------------	------

Important contacts	p 48
---------------------------------	------



**CONTACT
DETAILS:**



The UTS Housing Office is located in Building 6, level 2 which is also the foyer area of Yura Mudang. It is accessible via the pedestrian lane called the Goods Line. The office is open from 9am to 5pm, Monday to Friday (excluding public holidays).

UTS Housing is part of the UTS Student Services Unit. By living at UTS Housing, you become part of the diverse and multiculturally rich UTS Housing community that promotes social, academic and personal growth.

UTS Housing Office
Building 6, Level 2, Room 72
702- 730 Harris Street
(access via the Goods Line)
Sydney NSW 2007

Phone: +61 2 9514 1529
Email: housing.service@uts.edu.au
Website: www.housing.uts.edu.au

Note: Privacy Policy

As a part of UTS, the UTS Housing Service complies with the current UTS Privacy Management Plan which details how UTS complies with legislative requirements for the protection of the personal information collected, stored, used and disclosed by UTS.

UTS Housing Service may, from time to time, take photographs/videos of events and activities in which residents of UTS Student Residences may participate. These images may be used by UTS for promotional and operational purposes including but not limited to: marketing, publicity, website, social media, maintenance, housekeeping etc.

Link : www.gsu.uts.edu.au/policies/privacy.html



**YOUR
RESIDENCE:**

Out of respect for the traditional owners of the land on which these residences are built, the Gadigal and Guring-gai people of the Eora Nation, Yura Mudang is named using Aboriginal words.



YURA MUDANG

is Gadigal (local Aboriginal language) for “Students live.”

Yura Mudang is an on-campus student residence owned and managed by UTS that has a range of studios and shared apartment style accommodation. Students can expect spacious communal areas, music, games and computer rooms and an outdoor rooftop terrace with stunning views of Sydney’s CBD.





**ON THE
ADMIN SIDE
OF THINGS:**

In this section, find out: what your mail address is, what the official UTS Housing correspondences are, what is a condition report and what to do for your check-out, what to do if you are locked out or if you have lost something, and how to pay your UTS Housing licence fee.

CORRESPONDENCE FROM UTS:HOUSING



For all official correspondence and updates, UTS Housing will use your email address. Only checking your personal email account? Make sure you forward your UTS email account to your personal one as UTS and UTS Housing will be sending you important information with regard to your studies and UTS Housing updates.

UTS Housing may also contact you by mobile phone or send documents to your registered address. Ensure that those contact details are always up to date.

You can update your contact details by logging into your UTS Housing portal profile at: <https://onlineapplication.housing.uts.edu.au/StarRezPortal> (scan the QR code) or by sending us an email with the latest change at housing.service@uts.edu.au.



MAIL (LETTERS) - YURA MUDANG'S POSTAL ADDRESS

Your mail box is located in the Yura Mudang mail corridor in Building 6 level 2, close the residence's main entrance.

- For letters and standard mail, use the following address:

Your Full Name

UTS Housing, Yura Mudang residence,

"Your room number and room letter",

702-730 Harris Street, Ultimo NSW 2007, Australia

- For parcel deliveries (only):

Use the UTS Housing Parcel Delivery Service which you can access at your convenience within 72 hours following delivery (more information on page 7).

If you are not using the UTS Housing Parcel Delivery service, UTS Housing cannot sign for deliveries. Therefore, if you are not home at the time of delivery, you will be left a collection note and will need to pick up the item from your nearest post office or courier place.

UTS HOUSING PARCEL DELIVERY SERVICE

Shopping online? Expecting a package from home?

Never miss a delivery again by using the UTS Housing Parcel Delivery Service!

Get your parcel(s) delivered to the UTS Housing Parcel Delivery lockers located in Building 6, level 2 (in the Yura Mudang mail box corridor).

How to use this FREE parcel locker system?

Steps:

1. Have the following address placed on your parcel:
Your Full Name
C/O UTS Housing Parcels
Your room number (and room letter)
702-730 Harris Street
Ultimo 2007
NSW, Australia
2. Once your parcel has arrived, you will receive an e-mail with a QR code asking you to pick up your parcel **WITHIN 72 HOURS** (fees apply for late pick up).
If you don't have time to collect it, you can forward the email to a friend to pick it up on your behalf.
3. Go to the Parcel Lockers in the Yura Mudang mail corridor to access the parcel locker screen.
There, simply press on the button: "Collect my package", then scan the QR code you have received or key in the PIN code mentioned in the e-mail.
4. The locker with your parcel should open. Time to collect your parcel!



IMPORTANT:

- **Make sure your parcel fits within the following dimensions:**
Biggest locker size: 450mm (W) x800mm (H) x 450mm (D)
Any parcel bigger than this will not be delivered to the lockers.
- We don't accept perishable items (food) in the parcel lockers
- Parcels will be placed in the lockers at 2pm during business days
- For any normal letter delivery, please use your mailbox within your residence (see page 6 for your address).

**For more information about this service:
please ask UTS Housing reception or email us at
housing.service@uts.edu.au**

ROOM INVENTORY AND CONDITION REPORT

UTS Housing will send you an email soon after your check-in with a link to your room inventory form on the UTS Housing portal. **Make sure you complete the online form within 14 days after moving into your room to avoid being held accountable for anything broken or damaged within your room upon your check-out.**

For example: if there are marks on the walls and you don't note them down on your condition report, you may be held accountable for the damage.

CHECKING OUT

HOUSING DEPOSIT

Before leaving UTS Housing, ensure that your account and all outstanding fees are settled to get a successful refund of your deposit.

Your deposit will be refunded to the credit card you used to pay your UTS Housing Deposit via the online portal. The bank requirements for a refund of the deposit paid by credit card are:

- (1) this transaction was completed within the last 12 months of the original transaction and;
- (2) the credit card is still valid .

If the bank requirements for a credit card refund can't be met, we will have to process the refund via bank transfer. Please email us at housing.service@uts.edu.au as.

MOVING OUT

- ☒ **Before the official "check-out"**, an email will be sent to you with a move-out check list. This list will assist you with the tasks to complete before you leave and will assist in receiving the refund of your UTS Housing deposit.
- ☒ **Your bedroom** should be left clean and all your belongings and trash removed. If you have items that can be re-used or recycled by another resident, place these in the free store area or table marked on each level of your residence.
- ☒ **Bedroom layout:** if you've moved furniture, you should move it back to its initial set-up.
- ☒ **Your fridge** or your fridge shelf must be cleaned out and defrosted; stove and ovens must be cleaned.
- ☒ **Your food cupboard and shelf** must be cleaned and empty for new residents' arrival.
- ☒ **Your room key** should be handed back to the UTS Housing Reception (or to UTS Security if out of business hours).
- ☒ **Your common area** needs to be cleared and tidied + your bathroom shelf must be empty.

If moving out before the end date of your licence agreement, 2 weeks notice via email is required. You are also liable for your rent until the end date of your agreement until a replacement (eligible UTS student; replacement pending approval from UTS Housing) has been found. Once you've moved out, UTS Housing staff will inspect each room and apartment for cleanliness and damage. If necessary, charges may be deducted from your UTS Housing deposit to cover any cleaning/repair costs or overdue license fee.

KEY CARDS / LOCKOUTS

All UTS Housing residences use an electronic room key card locking system which grants you access only to all common areas of your residence, your apartment and your individual bedroom.



KEY CARDS TO YOUR RESIDENCE AND ROOM

Upon arrival, you will be issued with a key card granting you access for the duration of your stay to your residence, apartment/studio and room. You must NOT give your key to anyone; no exceptions.

ACCESSING THE UTS HOUSING OFFICE & YURA MUDANG

The sliding door on the Goods Line leading to the UTS Housing office and Yura Mudang (YM), automatically opens between 9am to 5pm during business days. Outside of these hours, YM residents will need to swipe their card on the external card reader and non-YM residents will need to press the intercom button.

To open the swinging gates within the Yura Mudang foyer: simply scan your UTS Housing card. All UTS residents can therefore easily come to the UTS Housing reception.

When coming in with friends/family, you will need to register your day/overnight guest(s) at the kiosks. Once done, they will get a ticket (by email or printed) which they need to scan to get in and out of the residence (see page 35 for more information).

LOCKOUTS

If you are locked out of your room, come to the UTS Housing reception (or the Security desk if out of office hours) who will provide you with a temporary key-card so you can retrieve your key from your apartment/room.

LOST KEY

A lost key re-issued has a \$10 fee.

Depending on when you have lost your key, head to:

- **DURING OFFICE HOURS (week days, 9am to 5pm):**
Contact UTS Housing Office who will provide you with a replacement key.
- **FOR AFTER HOURS (5pm-9am, as well as weekends & public holidays):**
Go to the foyer to speak to the UTS Security guard.

Security will issue you with a temporary key-card which you can use for maximum of 3 days only. Remember, you must go to UTS Housing Reception to return your temporary key and get a new permanent key during office hours.

LOST, FOUND & STOLEN

All items that are found by residents are to be handed to UTS Housing staff or security. These will be held at the main Security Office in UTS Building 1. If you have lost an item, check with UTS security promptly as lost items will be discarded after a period of time.

We urge you to get your own personal content insurance.

If any items are stolen within UTS residences, report it to UTS security and also the police. UTS Housing cannot access footage for any stolen/lost items or criminal issues.

PAYING YOUR UTS HOUSING LICENCE FEE

Make sure your licence fee payment is made on time.

PAYING UP FRONT



Any resident can opt to pay for either a half year's or a full year's rent up front. If you choose to do so the following discount will apply:

- \$200 discount for half year upfront payment;
- \$400 discount for a full year up front payment.

You have up until the official check-in date to prepay the semester(s). This discount will not apply if you leave before the agreed licence dates.

PAYING BY DIRECT DEBIT

For students who are paying their licence fee by direct debit, a charge is placed on their account each fortnight and the money is debited from a nominated Australian Bank account (refer to your agreement for the fortnightly rental amount).

On occasions, we understand that things might happen that make it difficult for you to meet the direct debit dates. If this is the case please get in contact with the UTS Housing Reception to make arrangements to pay at a later date.

If rent or other fees go unpaid for a period of time, a sanction will be placed on your UTS Student Administration Account which then inhibits you from accessing necessary University work, submitting assignments, re-enrolling, accessing results, etc.

Remember: it is always best to speak to UTS Housing staff who will be able to assist you and come up with an arrangement to ensure that a sanction is not placed on your account.



WHAT TO BRING WHEN MOVING INTO YOUR ROOM:

UTS Housing will provide you with a room with the basic fittings but you will still need to bring a few things to make this room your own.

WHEN COMING TO UTS HOUSING, YOUR BEDROOM WILL HAVE:

- a bed,
- mattress (single king size),
- mattress protector,
- storage closet,
- desk,
- chair, and
- a pin board.

In the kitchen you'll find

- a kettle,
- toaster,
- microwave,
- cook top and
- fridge.

Some kitchens also have an oven.

YOU'LL NEED TO BRING ITEMS TO MAKE YOUR ROOM YOUR NEW "HOME SWEET HOME" SUCH AS:

- bed sheets,
- blanket / doona
- pillow,
- items to decorate your room/apartment,
- towels and bathmats,
- cleaning supplies,
- cutlery, pans, pots, bin bags and any other kitchen items you may need.

Also check out the Free Store (p38): it has second hand (free) items for you to take!

Need a set of linen? Purchase a linen pack (a doona, doona sheet, pillow, pillow cover, bed sheet and towel) at UTS Housing reception or online via the UTS Housing portal.

If you need other appliances, please check with UTS Housing staff if these are permitted.




Content insurance

Please note that it is your responsibility to take personal content insurance to cover any damage or theft of your belongings.



Please remember that you cannot bring or have any pets while living in UTS residences; this includes fish. Trained guide dogs and other support animals for occupiers who have a disability are permitted with the prior permission of the UTS Housing Service. **You won't be allowed to bring any furniture either.**



FACILITIES & SERVICES:

In this section, find out more about your residence, learn how to use the laundry facilities or set up your internet, how to log a maintenance request, or how to become a member of the UTS Housing Bike Club and take advantage of the bike store.

COMMON AREAS AT YURA MUDANG

There is a wide range of common amenities to help you study, socialise, relax and have fun such as:

LEVEL 2

- Mail boxes (located in the corridor close to the security desk)
- Parcel delivery lockers (located in the mail corridor)
- Bike store room & Bike rentals (located near the mail corridor)
- Free store with second hand items (located near the mail corridor)

LEVEL 8

- Common laundry with washers and dryers
- Large indoor and outdoor areas and multiple BBQs
- Computer lab with printing, scanning and photocopying facilities for study
- Piano and drum kit in a dedicated soundproof music room (near the computer lab)
- Games area with pool tables and ping-pong tables
- Large common room with large screen TV with free Foxtel access
- Theaterette with large screen TV for movies, gaming and workshops
- Communal kitchen with ovens

LEVEL 21

- Large indoor and outdoor areas and BBQ
- Communal kitchen
- Large common room with large screen TV with free Foxtel access

ON ALL FLOORS

- Limited wireless internet
- Cabled UTS internet in all bedrooms
- Range of study rooms available on every level



LAUNDRY FACILITIES

On Yura Mudang level 8, you will find a laundry room with washing machines and dryers for your convenience.

PAYMENT DONE VIA MYMONITOR

The machines can be used at a cost of \$3 per wash and \$3 per dry which is charged to your UTS student ID card via the My Monitor system.

Credit can be added to your MyMonitor account either online (see link below) or at the MyMonitor terminal located in the computer lab at Yura Mudang on level 8 (near the game area).

This payment system is also used throughout UTS for your all your printing needs.



Scan me to view
the MyMonitor top
up video

Link for top-up service: <https://mymonitor.uts.edu.au/mymonitor/>

Laundry rooms should be used in consideration of other residents. Adhere to the following guidelines when using the laundry facilities:

- Remove your clothes from machines promptly so that other residents may use them.
- Don't bleach or dye clothes in the washing machines.
- If you must remove someone else's clothes, please do so with care.
- Any clothes that are left within the laundry rooms will be removed each week and placed in the Free Store.
- Don't leave your laundry basket in the laundry area as it may be taken by someone else.
- Don't overload the washing machine as your clothes won't be cleaned properly and this will also damage the machine over time. Look at the red line indicating the maximum load.



Scan me to view
the Laundry video

INTERNET



Every bedroom has cabled UTS internet available (you will need to bring your own cable to connect to it). Yura Mudang also has wireless internet service - "**UTS Wifi**" - provided by the University (with limited connectivity experienced in some areas of the residences). Residents are able to log into the UTS internet system using their student ID and password. Additionally, computer labs have cabled internet.

An additional wifi network called "**UTS-DeviceNet**" is available to UTS Housing residents to support devices like PS4, Xbox, Google Home, Amazon Echo, smart TVs, etc. To register your device to the DeviceNet portal: https://nac.itd.uts.edu.au/guest/game_console_registration.php

You'll be asked to enter your device name and MAC address (the identifying number for your device) and you will need to register your device every six months.

The UTS IT Department is responsible for all aspects of connection, usage, and technical issues. If you have an internet issue, contact them directly via phone 02 9514 2222, Mon-Fri 8am-9.30pm and Sat-Sun 9am-5pm.

POLICY AND PROCEDURES CONCERNING INTERNET

Each resident is bound by the UTS IT policy which can be found at www.itd.uts.edu.au.

We recommended all UTS residents to familiarise themselves with these policies to avoid any inadvertent breaches.

COMPUTER LABS

There is a computer lab on Yura Mudang level 8, in the common area, past the table tennis and pool tables.

Printing and scanning facilities are also available there. You can use this lab for your assignments, academic research and study purposes only. You are also encouraged to use the computer lab facilities throughout the UTS Campus .

The residences' computer labs are only for UTS Housing residents.

UTS HOUSING BIKE STORES & BIKE CLUB



STORE YOUR BIKE

Location: The bike store room is located on CB06 level 2, near the Yura Mudang mail corridor. There, you can store and lock your bike or electric bike.

All bikes MUST be registered with the UTS Housing office who will give you a tag to place on it. Any bikes without registration tags will be removed by UTS Housing.

JOIN THE UTS:HOUSING BIKE CLUB - IT'S FREE

UTS Housing has several bikes which you can borrow for free. All you need to do is register with the UTS Housing Bike Club. This is a free membership through which you can borrow a bike, a lock and a helmet for up to 12 hours.

TO BOOK A BIKE:

- > Head to the UTS Housing portal:
<https://uts.starrezhousing.com/StarRezPortalX>
- > Head to the "Bike Hire" tab in the left hand side menu
- > Check which bikes are available & book one for up to 12 hours.
- > Next, go to the UTS Housing reception to get your UTS Housing room key re-cut (so you can access the bike cage at anytime) and collect your bike and a helmet, off you go!



Book your bike today!

When cycling around Sydney, remember it's a busy city with limited cycle paths so please be careful. Make sure you wear your helmet, carry your ID which is law in NSW. Also, we provide basic bike lights but we advise you supply your own lights and wear bright reflective clothing if traveling after dark.

ELECTRIC BIKES

UTS Housing residents can only charge electric bike batteries in the charging cupboard located in the Building 6 loading dock.



To get access to the cupboard, you will need to email UTS Security at , explaining that you are a UTS Housing resident and requesting access to the charging cupboard. Once you've received approval, you can simply swipe your UTS student ID card to open the cupboard.

These ebike batteries cannot be charged in your room or any other part of Yura Mudang (or the UTS Campus) due to health and safety purposes.

Refer to the UTS Campus Policy 4.8: “Charging of lithium-ion batteries, commonly used for e-scooters, electric bicycles (e-bikes), electric mobility (e-mobility) scooters, self-balancing scooters (hoverboards) and other light electric vehicles (LEV), is prohibited on campus and inside all UTS buildings due to the high risk of overheating, fire and/or explosion.”

E-Scooters:

Electric scooters (e-scooters) are currently illegal in NSW and not permitted on campus either.

MAINTENANCE REPAIRS

The UTS Housing Maintenance team works hard to ensure that the facilities within student residences are of the highest quality for residents. If something is broken or damaged in your bedroom, apartment, or even in the common areas of your residence make sure that you lodge a maintenance request to ensure that the team is aware of the issue and it can be rectified as soon as possible.

HOW DO YOU LODGE A MAINTENANCE REQUEST?

Head over to the UTS Housing portal and select "Maintenance" in the menu tab.



The direct link is:

<https://onlineapplication.housing.uts.edu.au/StarRezPortalX/>

Log in with the email and password you used when applying for UTS Housing and then log the job.

The maintenance team relies on residents (you) to report issues within their apartments via the request form as we do not regularly access rooms, so it is important that you report any issues you have.

Noticed severe damage within any of UTS Housing's residences which could result in a serious health and safety risk for residents? Contact the UTS Housing Service office directly on 02 9514 1529 or UTS Security on 02 9514 1192 after hours.

In the event of an emergency or after hours, you should contact either the UTS Housing Office or to the UTS Security desk at Yura Mudang.

Examples of emergency repairs are:

- Flooding, Non-functioning toilets, lock issues
- Immediate health and safety concerns such as sparking electrical outlets

The UTS Housing department strives to minimise disruption and complete maintenance in a timely manner. Residents should be aware that despite our best efforts to action every item as soon as possible, delays may occur due to unanticipated complications.



The policy for replacing any broken appliances is 'new for old'. This means that should any of the appliances provided by the UTS Housing Service be broken or in disrepair, a replacement will be provided upon the faulty appliance being presented to the UTS Housing Service.

If it is evident that the item broken is due to misuse or negligent use, the replacement will be at the cost of the resident or apartment. In shared apartments, don't assume that someone else has already reported something broken. It is better to have two requests for a

maintenance job than none.

CLEANING



UTS Housing provides a complimentary periodic cleaning service of all apartment common areas and studios. Please be aware that cleaners will not do the dishes, nor will they throw your rubbish out, as that will be your responsibility.

While UTS Housing does provide a complimentary cleaning service for common areas, it is very important to also take personal responsibility for the cleanliness of your apartment, particularly if you are sharing.

At the beginning of the semester, your RN will help you and your flatmates discuss a shared cleaning roster during your flat meeting. Residents are expected to maintain a reasonable level of cleanliness in their room and apartment common areas. In the event that health and safety standards are not maintained, UTS Housing will intervene.

Remember, proper and regular cleaning...

- **reduces the potential of health issues**
- **reduces the number of bugs / insects**
- **is essential to successfully pass your apartment inspections**

Poor cleaning and garbage disposal habits can create an environment that fosters the presence of pests, including bugs, cockroaches etc. and can cause conflict with your flatmates.

You can minimise problems by being proactive:

- Dispose of garbage in a proper and timely manner;
- Ensure that the bin area is kept clean;
- Keep kitchen areas clean, wash up dishes regularly, wipe benches and table tops and vacuum or sweep often;
- Use sealed containers to store food;
- Should a pest control problem develop, you must inform UTS Housing immediately so that we can take action to contain and eradicate the issue;
- Wipe out your inside your fridge, your fridge door and shelf on a regular basis;
- Clean your allocated bathroom shelf on a regular basis.

Last but not least: UTS Housing conducts room and apartment inspections on a regular basis and when needed to ensure the proper levels of cleanliness are maintained. These will occur once a semester and you will be notified of this process in advance. Also remember that the cleaning service in common areas and studios can not be declined.



RESIDENTIAL COMMUNITY:

By living at UTS Housing, you become part of a rich and multicultural community. Throughout every semester, a variety of activities are organised by UTS Housing staff and RNs, where you can meet other residents, learn new skills and have fun.

RESIDENTIAL NETWORKERS

Residential Networkers, known as “RNs”, are student leaders responsible for providing you with support, assisting with planning activities and major events taking place within UTS Housing, and promoting the safety and well-being of the UTS Housing residents.

These students are more than a friendly face. An RN holds Senior First Aid qualifications, is a fire warden within their respective residence and receives training to assist a variety of situations such as flat meetings.

Just remember...

Your RN is:

- A student
- A resident just like you
- A resource person who can refer you to the services you need
- Working voluntarily

What RNs do:

- Encourage residents' participation in UTS Housing activities – social, cultural and sporting.
- Intervene during minor conflict situations on your floor and communicate with the UTS Housing Res Life Staff when necessary
- Work to ensure that respectful community standards are maintained
- Act as mediators and encourage communication and support between you and other residents.



Your RN can help you throughout the year:

- By presenting you with opportunities to meet your floor mates and help you familiarise yourself with your new environment
- By encouraging a community atmosphere on your floor and residence
- By informing you of appropriate support services on campus such as Counselling Services, Health Services, Disability Services and other resources
- By informing you of activities happening at UTS Housing residences and elsewhere on campus

Want to gain leadership skills, have access to a range of training and champion your community?

As an RN you would receive the 'UTS Housing RN Scholarship' valued at \$3,000/semester.

Not only that! All Resident Networkers at UTS Housing get heaps of career ready skills including:

- Range of certified courses (including First Aid and Youth Mental Health First Aid, RSA to name a few)
- Responsible service of Alcohol (RSA), Boundaries training, respect training from Respect Now Always (RNA).
- And more!

If you want to join a great team of people, contribute to the UTS Housing community, expand your horizons, and make life-long friends then get in touch!

Resident Networker applications open in May & October each year for the following semester.

For more information, email housing.service@uts.edu.au

Interested in becoming an RN?

Go the UTS Housing website and check out the RN page for more information about the role. You can also contact the service for further details at housing.service@uts.edu.au



SOCIAL ACTIVITIES*

Throughout every uni session, the UTS Housing team and your Resident Networkers organise a wide variety of activities, mostly free, for you to meet other residents, learn new skills, relax and have fun. Activities are initiated by residents (in other words you!), for residents, promoting a great community atmosphere. All UTS Housing residents are encouraged to participate in as many activities as they wish.

In addition to this, UTS Housing also hosts a number of major free events for you, which may include: the UTS Housing Welcome Weeks events, Res Cup (sports day), Annual Dinner and the Res Carnival.

UTS HOUSING WELCOME WEEKS

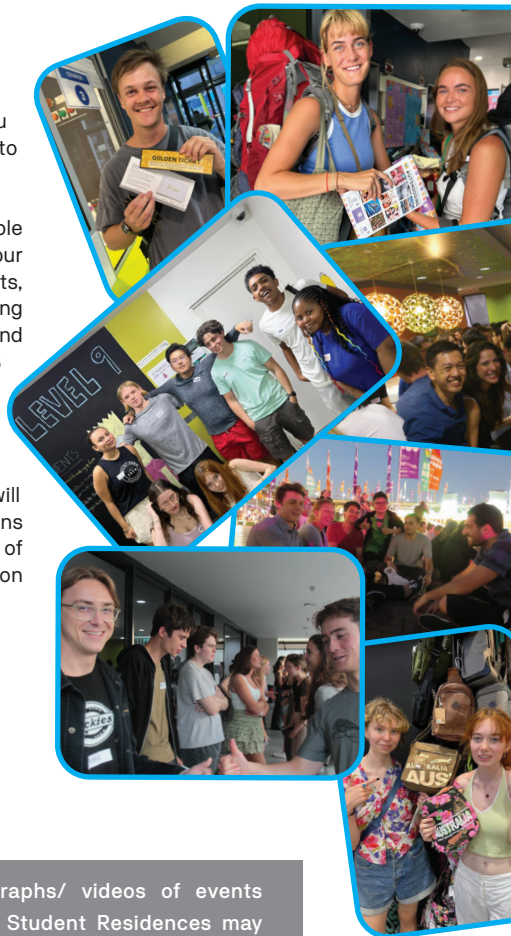
This is the best time to meet your new flatmates and make friends!

Upon your arrival, you will be given a timetable of all the UTS Housing Welcome Weeks events we have planned to keep you busy before UTS classes commence and to help you settle into your new home.

From shopping trips, where you'll be able to purchase the necessary items for your apartments, to speed friending, faculty events, welcome BBQs and UTS Housing's Amazing Race, there will be something for everyone and you will be able to mingle and meet other UTS Housing residents.

Don't forget that if you have any questions during your first days at UTS Housing and after, we are there to help! Staff and RNs will be able to answer many of your questions ranging from directions to services or places of interest, to where the cheapest place to eat on a Tuesday night is.

***Events may vary each semester.**



UTS Housing Service may take photographs/ videos of events and activities in which residents of UTS Student Residences may participate. These images may be used by UTS for promotional purposes e.g. marketing, publicity, website, social media etc.

For information about the UTS Housing Welcome Weeks' activities and events during your stay with us, check out the following channels:

- **UTS Housing mobile app via Guidebook**
(the link will be sent to you prior to your check-in)
- **Monthly event posters on every floor**
- **The UTS Housing eNewsletter**
- **Floor Whatsapp or Instagram group**
- **Instagram:** @UTSHousing
- **YouTube:** www.youtube.com/UTSHousingChannel

Make sure you 'like' and get the notifications of those UTS Housing social media channels!

REGULAR ACTIVITIES & EVENTS

Do you fancy a movie night or learning to cook a cheap meal? Maybe it's time you learnt a new language or played some social sports with other residents? With regular events planned by the UTS Housing team and your RNs, there is something to suit everyone. So make sure you turn up to as many events mostly free as you can and get involved in the UTS Housing community!

Some examples are:

- Games and movie nights
- Cultural evenings
- Bike rides
- Excursion days
- Cheese toastie nights
- Weekly sport sessions
- BBQs
- Donation drives
- Trivia
- Delta therapy dogs
- DJ evenings
- And heaps more

(Events may vary each semester)



ANNUAL UTS HOUSING EVENTS

Throughout the year, there are large scale events run by the RNs and the UTS Housing team such as:

UTS HOUSING WELCOME WEEKS

These weeks are held at the start of each new check-ins and filled with many events. This is great time to discover Sydney, the UTS campus, meet new and current residents in your residence as well as your RNs who are looking forward to welcoming you!

UTS HOUSING ANNUAL DINNER

This event is a formal dinner where you are invited to dress to the theme of the event or dress your best for this exclusive occasion only for UTS residents. Get ready for some great food and music to complete the evening!

UTS HOUSING RES CARNIVAL

This free event aims to celebrate the diversity of cultures that exist within UTS Residences and the wider community. The Res Carnival brings together local and international students, to celebrate cultural diversity with free food, wild life, music and dance.



FIND OUT WHAT'S HAPPENING AT UTS:HOUSING



UTS HOUSING MOBILE APP (IN GUIDEBOOK)

Direct access to all events happening at Housing, notifications related to your residence, useful links such as the UTS Housing portal (for payments, maintenance request, inventory), MyMonitor (to put money on your student card for your laundry or printing), event photos and more.



MONTHLY EVENT POSTERS

Find out all the events happening at UTS Housing via the monthly posters placed on your floor.



UTS HOUSING eNEWSLETTER EMAIL

This monthly enewsletter provides you updates regarding any maintenance, activities, events happening in your residence.



UTS HOUSING INSTAGRAM

A picture often summarises great moments! Follow or like UTS Housing's Instagram account or share your UTS Housing moments with your fellow residents and use the hashtag **#UTSHOUSING**

[Instagram/utshousing](https://www.instagram.com/utshousing)



UTS HOUSING FACEBOOK PAGE

'Like' and follow the UTS Housing Facebook page for photos of events which are posted there too!

www.facebook.com/utshousing



UTS HOUSING YOUTUBE CHANNEL

This channel will recap most of the bigger events and also provide you with a lot of "How to..." videos for questions you may have!

[UTShousingchannel](https://www.youtube.com/UTShousingchannel)



YOUR RESIDENT NETWORKERS (RN)

Your RNs are always there to give you further details on what is going on and also there to listen to any good ideas for activities that you would like to see take place in UTS Housing.



TALK TO A STAFF MEMBER

The UTS Housing staff is there to assist you with any residence enquiry, issues with your flat and rental matters. They are also there for a chat if you are feeling well or unwell.

YOUR FRIENDLY RECEPTIONISTS

Got a question regarding your room, payment or just a general enquiry about what is going on at UTS Housing? You can always come and chat with your friendly receptionists at UTS Housing reception.



YOUR MAINTENANCE STAFF


You'll often see these friendly guys working around Yura Mudang fixing jobs that you might have logged or working in main common areas. Don't hesitate to let them know if something needs to be fixed around your room or in a Yura Mudang common area.



CHAT WITH ONE OF THE OTHER UTS HOUSING STAFF

Last but not least, have a chat with any of the other UTS Housing staff working in the back office who are also there, ready to help you out!





SHARED LIVING:

MAKING THE
MOST OF IT

UTS Student Residences are intended to be far more than just a place to live. UTS seeks to promote a residential student environment that builds a community conducive to showing respect for others. With that in mind, goodwill, cultural awareness, common sense and a sincere desire to help others to enjoy a happy community life is expected of you and all other residents living on-campus.

During your first few weeks in your residence, your RN will organise a flat/floor meeting to discuss life in UTS Housing, what is expected of you as a resident and what types of activities are available to you while living in UTS Housing. This is compulsory for all UTS residents so make sure you arrange time for it.

HOW TO CREATE AN ENJOYABLE SHARED APARTMENT LIFE

- Talk to your flatmates. Get to know one another. When a new house-mate moves in, take the opportunity to show them around the building or have a meal with them.
- Be considerate with your use of your apartment's common areas.
- Be aware of the noise you create and any guests you have over.

YOUR RIGHTS & RESPONSIBILITIES

- You have the right to a safe and secure living environment;
- You have the responsibility to keep your room and apartment doors locked and to not let strangers into the building;
- You have the right to a reasonably peaceful and quiet space in which you can study and sleep;
- You have the responsibility to observe the noise and guest policy, to keep your television, stereo and voice at a reasonable level;
- You have the right to privacy;
- You have the responsibility to ensure that you, your friends or guests do not impinge on your neighbours' right to privacy;
- You have the responsibility to examine your own behaviour when it is raised by another and to work towards resolving conflicts;
- You have the right to life in a community free from harassment and discrimination of any kind;
- You have the responsibility to respect others regardless of differences.

FLAT / STUDIO MEETINGS

Flat / studio meetings are an essential and compulsory aspect of living in UTS residences. These meetings are held at the start of your academic session. The Resident Networkers are responsible for holding a meeting with each apartment and group of studios on their floor.

These meetings are designed to introduce you to your RN, review important rules, answer any questions about UTS Housing or the University etc. A focus of the meetings in multi-share apartments are to engage residents to discuss common aspects of shared living, cleaning rosters, noise curfews, general apartment rules and conflict resolution.

APARTMENT AGREEMENTS

For multi-share apartments, there is an 'apartment agreement'. This is a formal document that the apartment discusses and agrees to for the remainder of the session. It covers a host of items therefore it is important for the agreement to be completed as it includes many items that are the main cause of apartment conflicts.

A copy is emailed to the residents in advance. The RN acts as a facilitator for the conversation and scribe for apartment consensus. At the conclusion of the meeting, the RN sends it out to all residents of the apartment for them to refer to when necessary.

RESOLVING CONFLICTS

Common sources of flatmate conflicts are often related to: overnight guests, noise, housekeeping, personal property, and daily schedules. If you and your flatmates confront these issues constructively and set ground rules, communication breakdowns and future conflicts may be avoided.

CONSENT MATTERS

Consent Matters is a compulsory online training about appropriate behaviour and positive intervention.

Every single UTS staff and UTS student has to complete it during their time at UTS to ensure that all members of our community have a shared understanding of healthy relationships and can help if they see unacceptable situations.

This training is one part of the UTS program to reduce unwanted sexual behaviour and encourage healthy relationships.

*Respect.
Now.
Always.*

CONSENT MATTERS

As a future UTS Housing resident, you are required to complete this consent module prior to your check-in date to be able to live at UTS Housing.

Head to the "UTS Online" dashboard, search for "Consent Matters" and complete this training as soon as possible if not yet done.

If you witness someone being harassed or if you are being harassed, you should immediately report an incident of harassment to the UTS Housing Res Life staff.

Call 02 9514 1529 or come to the UTS Housing reception desk.

IN AN EMERGENCY CALL - 000

FOR IMMEDIATE HELP - UTS Security 1800 249 559

FOR A CONFIDENTIAL CONVERSATION

UTS Counselling - 9514 1177


UTS Equity & Diversity - 9514 1084

SEXUAL HARM REPORT AT UTS - safety.caseworker@uts.edu.au

A FEW UNIVERSITY & HOUSE RULES* TO BE AWARE OF:

NOISE

As a University residence, UTS Housing has a strict Noise Policy to ensure that all residents can attend to their studies. Noise should be at a reasonable level at all times but the noise curfews are from Sunday to Thursday, 10pm to 7am in all residences. On Friday and Saturday, the noise curfew is from 11pm to 8am. At these times all audible noise must stop including music or loud gatherings.



Throughout the official UTS exam periods (main calendar), there is a no tolerance 24 hour noise curfew in effect. During those periods, no social gatherings will be approved; no exceptions.

SOCIAL GATHERINGS

Your residence is your new home and you might invite friends over. As you are not alone in the apartment and/or building, remember that there are a few rules to follow:



- **Social gatherings in your apartment/studio:** must have maximum 15 people including residents. Eg: in a 6 share apartment - all 6 residents + 9 guests maximum
- For **social gatherings with 15+ guest/residents:** this must be outside your apartment/studio and you have to submit a social gathering request by emailing housing.service@uts.edu.au. This must be: submitted 3 working days in advance + must be held either on level 8 or 21 common area + at least 80% of the guests must be UTS Housing residents.
- For **gathering for 35+ guests:** if it has been approved, please note that additional security staff will need to be present. The cost of these additional staff - and potential cleaning if required - will have to be covered by the organiser and should be paid prior to the social gathering.
- On some occasions, if we receive **multiple social gatherings requests for the same day/time**, a cap will be placed on the total number of social gatherings approved based on the number of invitees. This is due to the safety and security rules linked to Yura Mudang.
- If the **social gathering is considered disruptive** to other residents or getting out of hand, UTS Housing may not approve it or close it down.
- **Private exclusive gatherings** requiring the exclusive use of the common area/facilities is not allowed as these areas are for all residents.
- The **area used is to be left cleaned** with all rubbish removed from tables. CCTV is in operation and fines and disciplinary action may apply.

WHERE TO SUBMIT A SOCIAL GATHERING:

Send an email to housing.service@uts.edu.au with the details of your social gathering request for approval. Your request should include the following details: celebration, date, time, location and number of people, including ratio of residents to guests.

DAY GUEST & OVERNIGHT GUESTS*

All guests must register at the kiosks within the Yura Mudang foyer and should wait for you in the foyer area. They should be with you at all times and cannot wander around the building on their own.

Here are some of the guidelines and rules you must follow for any day and/or overnight guest(s):

- **Day time guest:** 7am to 1am. Tickets allow you to exit and enter the building and expire at 1am.
- **Overnight guest:** You can choose your overnight guest ticket to be active for 1-3 nights, which will be given as an option when you register your guest. Please remember you are 1 overnight guest at a time, allowed 3 overnight guests per week and 25 overnight guests per semester.

Once your guest has registered at the kiosks:

- Your guest will get a ticket (by email or printed);
- You will receive a notification with an activation code. You will need to go to the iPad within the Yura Mudang foyer area to enter that code so your guest's ticket is activated;
- Once the ticket has been activated, your guest will need to scan it on the gates to get in and out of the residence.

Here are a few of the guest/ rules which must be followed.

- You must not give your key card to anyone at any time including your guest.
- You can only have 1 overnight guest at any one time.
- You can have 25 overnight guests per half year.
- Your guest is allowed to stay no more than 3 nights per calendar week in UTS Housing unless prior permission is gained by a UTS Housing staff member in writing.
- If a guest has stayed 3 nights, they cannot be signed in again by you or another resident within the next 7 days.
- All overnight guests must sleep in your room and not in any communal areas.
- You must always accompany your guest and they are not allowed to wander around the building on their own.
- You are responsible for your guests and their actions at all times.

UTS Housing Service reserves the right to make exceptions under special circumstances in respect of the approval of guests.

* Day and overnight guest rules are subject to change.

SMOKING/VAPING

UTS residences are strictly **non-smoking** meaning smoking/vaping inside your apartment, your studio or your room is not permitted. Fines and warnings will be given for any breaches.



There are, however, designated smoking outdoor areas on:

- Yura Mudang: signed outdoor area on level 8 near the BBQs
- Yura Mudang: signed outdoor area on level 21, in the non-covered space

ENVIRONMENT, ENERGY & WATER CONSERVATION:



UTS is highly conscious of its environmental footprint and the UTS Housing Service believes that it is important to ensure we all do our part.

Below are some helpful hints on how to reduce your impact on the environment while living in your residence:

ENERGY CONSERVATION

- Switch lights and fans off when you leave a room.
- If you are doing the laundry, always try to have a full load.
- Switch off your TV, stereo, heater and air conditioner when leaving a room.

WATER CONSERVATION

- When washing dishes by hand, don't rinse them under a running tap.
- Keep showers to 4 minutes.
- Turn the tap off when brushing your teeth. Wet your brush and use a glass for rinsing.

RECYCLING

To help everyone recycle, there are a variety of bins within your residence:



- **Garbage chute for small recycling items:** Every floor has a small garbage room with two chutes: one for garbage (general waste) and the other for **small items** that can be recycled.
- **Large recycling items:**
Items accepted: cardboard boxes, clean pizza boxes, umbrellas, doonas, etc.
Location of recycling bins: there is a large white plastic tub on each floor close to your garbage room. Place your large recycle items there (or large items for waste) or please bring your large items to the marked area by the mailboxes on the ground floor.
- **Batteries and Printing cartridges.**
Items accepted: batteries or empty cartridges.
Location of recycling bins: near UTS Housing's reception area. It's the transparent tube.

CAN BE RECYCLED:

- Aluminium and steel tins/cans
- Aerosol cans
- Glass bottles and jars
- Plastic soft-drink and water bottles
- Plastic food containers, tubs & trays
- Juice and milk cartons and bottles
- 'Tetra pak' drink containers
- Newspapers & magazines (staples are fine)
- Junk mail (remove plastic wrap)
- Phone books
- Egg cartons
- Envelopes (even those with clear plastic windows)
- Cardboard boxes (with NO food stains)

CAN NOT BE RECYCLED IN GENERAL RECYLING BIN:

- ✗ Plastic bags
- ✗ Polystyrene (e.g. meat trays and foam packaging)
- ✗ Light globes, mirrors and window glass
- ✗ Crockery, drinking glasses, batteries and Pyrex
- ✗ Cardboard with food stains
- ✗ Tissue paper & napkins.
- ✗ Coffee take away cups

These all have to be placed in the general garbage bin/chute.

Recycling

For more information call 9265 9333.

NO Plastic Bags, Compostable Nappies, Meat Trays, Chip Packets/Biscuit Wrappers.



Cans & Aerosols Plastic Cartons Glass



Paper Cardboard



Garbage

For more information call 9265 9333.

NO Sharps or Syringes.



Meat trays Styrofoam Nappies



Wrappers Food



- **Tricky household items in the BRAD bin**

Items accepted: blister packs, beauty products, bottle top lids, empty soy sauce fishes bottles, single use items, coffee cups, toothbrushes, etc.

Location of recycling bins: near the coffee machine area close to the UTS Housing reception.



FREE STORE

There, you will find items such as clothes, shoes, books, kitchen items (and more!) at the start of each semester that are free to take and use. Take the time to check it out before you head out to the shops to buy items for your room or common area.

Accessible to: UTS Housing current residents only. All residents have access to this area using their current room key.

Location: Building 6, level 2, near the mail corridor, in the UTS Housing bike store, behind Housing's reception in.

If you wish to discard personal items that are in a good state and can be re-used by someone else, let's say when you are moving out for example, simply place those unwanted items in the Free store room or the Free Store tables that will set up around residences closer to the check-out times.





**SAFETY,
SECURITY &
PERSONAL
WELLBEING:**

The safety and security of our communities and residents is a central concern to UTS Housing. Security is a shared responsibility. The University has numerous systems, resources and personnel dedicated to maintaining a safe campus. However residents, such as yourself, must play their part by observing security procedures and practices.

PERSONAL WELLBEING

Feeling unwell, sick, or home sick? Call UTS Housing Reception on 02 9514 1529. Come see a staff member at the UTS Housing Office or contact UTS Security, or chat to one of your RNs.

Remember that UTS also has several supporting departments that are there for you such as the:

- **Medical service (UTS Building 1, level 6); Tel: +61 2 9514 1177**
- **Counselling services (UTS Building 1, level 6); Tel: 02 9514 1177**

Please note that each resident is responsible for their own health insurance.

SECURITY STAFF

UTS Security staff member can help you with nearly everything!

At Yura Mudang, there is a security staff (stationary and/or roaming) in residence.

Security staff can be contacted on 02 9514 1192.

UTS Housing residences are under 24-hour, closed circuit security camera surveillance for the safety of the residents. This can not be used to track lost or stolen items as these must be reported to the police and UTS security.

HARASSMENT

UTS Housing has a zero tolerance policy towards harassment and sexual assault. Issues of concern include but are not limited to, sexual, racial, religious or harassment based on sexual orientation. **Respect. Now. Always.**

Before moving into UTS Housing, all residents are required to complete the "Consent Matters", a compulsory online training module. This training is about appropriate behaviour and positive intervention, to ensure all members of our community have a shared understanding of healthy relationships and can help if they see unacceptable situations.

If you witness someone being harassed or if you are being harassed, you should immediately report an incident of harassment to one of the following contacts:

- **Call UTS Housing reception on 02 9514 1529 or come to the reception desk.**
- **For immediate help: UTS Security 1800 249 559**
- **For a confidential conversation, call: UTS Counselling on 9514 1177 or UTS Equity & Diversity Unit on 9514 1084**

SEXUAL HARM REPORT

Make a report:

- **Contact the UTS sexual harm support line on 1800 531 626**, staffed by professionally trained, trauma informed safety caseworkers, 9am to 5pm Monday to Friday (UTS Security will connect you with support out of these hours)
- **Appointments** with a safety caseworker can be booked via the SSU reception (call (02) 9514 1177 or email safety.caseworker@uts.edu.au), safety caseworkers are located in Student Services Unit at Building 1, level 6
- **Lodge an online report** (this may also be done anonymously) via the QR code.
- **Phone (free call 1800 249 559)** or make an in-person report to UTS Security and Emergency Management



**Lodge an
online report**

PERSONAL PROPERTY & INSURANCE

While the UTS Housing Service takes every precaution to provide a safe and secure environment we do not take financial responsibility for any loss or theft of your personal items.

It is recommended that you obtain personal content insurance for your valuable items. Always ensure that your bedroom and apartment doors are closed and locked, and never leave personal items unattended in common areas.

ALCOHOL & DRUGS



While UTS Housing does not prohibit the lawful possession and consumption of alcohol by its adult residents when done in moderation, we do not encourage the use of alcohol. Excessive alcohol consumption is linked with many serious campus and health issues and such behaviour may result in disciplinary action.

The UTS Housing Alcohol Policy conforms to all NSW and Australian laws. It is illegal for a person under the age of eighteen years to consume or possess any alcohol. Additionally distribution of alcohol to persons under the age of eighteen is unlawful.

Illicit drugs are strictly forbidden on UTS Housing premises. Any resident caught using or dealing drugs will be breaching his/her contract and be excluded from UTS Housing with immediate effect. Other action may also be taken including referral to Police or other authorities.

DRINKING CURFEW

UTS Housing is respectful of residents' choice to drink alcohol however all common areas have an alcohol curfew from 10pm-7am Sun-Thurs and from 11pm-8am Fri-Sat, at which stage you must remove any alcohol to your rooms. In addition we do not encourage or permit excessive drinking in any form such as 'drinking games' etc.

FIRE SAFETY & FIRE ESCAPE



Fire alarms are fitted throughout each apartment and studios in UTS Housing's residence, Yura Mudang, to abide by NSW fire law regulations. These fire alarms are highly sensitive and can be triggered from things such as burning food in the toaster, deodorant, shower steam or fry pan, so please be careful and always make sure to turn on the extractor fan and open the windows if it appears that you have burnt your meal or to close the shower door when using the shower. Also, don't point spray aerosols near the detectors as this will trigger them off.

In the case of a fire alarm, by law, you **MUST** evacuate the building and follow all reasonable requests of designated fire wardens.

Take every fire alarm activation as a real fire and ensure that you evacuate the building as quickly as possible. Follow the directions of the fire-wardens until you have reached the safe assembly area. Not evacuating could result in receiving disciplinary action, cancellation of your contract and charges.

Fire drills are conducted at the start of each semester; you will be notified by email of the date and time. Familiarise yourself with the evacuation procedures, emergency exits and the evacuation meeting points. Evacuation procedures are posted on the back of each apartment/ studio door.



Evacuation meeting point for Yura Mudang: the Goods Line, near the stone statue.



It is illegal to tamper with any fire equipment, cover or remove it.

Do not hang anything from the fire sprinklers or its protective cage as this will release thousands of litres of water.

Fines and other penalties apply.

If your smoke detector is activated for no reason, don't remove it yourself (fines apply). Contact reception or security who will replace it.



**SYDNEY
CITY:
& YOUR
NEIGHBOURHOOD:**

Yura Mudang is located within 2 to 10 minutes' walk of the UTS buildings. This UTS Housing residence is also located close to many shopping centres, restaurants, bars and local parks. During your UTS Housing Welcome Weeks, Resident Networkers will be holding various activities to show you around the local area and all the great spots to grab a bite to eat, buy some new clothes or go for a swim or a jog.

TRANSPORT

You can easily reach most areas of interest by foot. However, like any major city, there are several transport options in Sydney. Public transport covers buses, trains and ferries.

An easy way to travel around Sydney is with the **Opal Card** - get your card at a news agency, top it up with some credit and use it on trains, light rail, buses and ferries! If you are a Domestic student, you can apply for a concession card (unfortunately international students do not qualify for student concessions on public transport).

Make sure you tap your card (or your bank card - which can also be used on public transport) when you get on your transport and tap off when you leave it so you are charged with the correct fare.

More information about the Opal card can be found at www.opal.com.au/

Timetables (and maps) can be found at:

Train: <http://www.cityrail.info>

Buses: <http://www.sydneybuses.info/>

Ferry: <http://www.sydneyferries.info/timetables.htm>

BICYCLES

Cycling is an excellent way to get around Sydney without the hassle of traffic.

Check out all of Sydney's cycle pathways, events and tips on the following website:

<http://www.sydneycycleways.net/>

Join the **UTS Housing Bike Club** through which you can borrow a bike for free. Activate your membership by self registering to the UTS Housing Bike Club (see link below) and having your key re-cut at reception so you can access the bike cage at Yura Mudang.



To book a free bike with the UTS Housing Bike Club (see page 18), simply jump on the online book system at:

<https://uts.starrezhousing.com/StarRezPortalX>

⚠️ Make sure you wear a helmet, have your ID with you and that your bike has lights as this is compulsory in Australia. For more information concerning safe cycling routes, check out the City of Sydney's website:

www.cityofsydney.nsw.gov.au/explore/getting-around/cycling

SHOPPING AREAS

Located within a short walk from all the residences, Central Park and Broadway are the closest major shopping centres and will be the most use to you when you first move in.

Central Park (located in front of Tower Building 1) has numerous eating places and retailers such as:

- Woolworths
- Daiso
- Priceline (pharmacy)
- Clothing shops

Broadway Shopping Centre (located on Broadway after UTS CB11) has a number of specialty stores and also several large Australia wide retailers such as:

- Coles and food supermarkets
- Kmart and Target - department stores for your everyday needs
- Medical centre
- Pharmacy
- Dentist
- Cinema
- Bank and Post office

Another good place to buy cheap fruit and vegetables is **Paddy's Market**. Located about 10 minute walk from Yura Mudang in Haymarket, the market is open Wednesday to Sunday, 10am to 6pm. Above it, check out **Market City** which has a lot of outlet shops and cheap clothes. Market City is open 7 days a week.



PARKS AND RECREATION

Although the UTS City campus is located in the inner City, there are many great parks nearby for residents to enjoy such as:

- Wentworth Park (good for running or playing soccer)
- Prince Alfred park (tennis courts, swimming pool, netball courts, grass areas)
- Victoria Park (nice grass areas)

For a **list of all nearby parks** have a look at the City of Sydney website: www.cityofsydney.nsw.gov.au/Residents/ParksAndLeisure/Default.asp

The Ian Thorpe Aquatic centre (swimming pool & gym) is also just down the road in Harris Street, Ultimo.

CHEAP EATS

PRICE RANGE: \$6-\$20

MARKET CITY FOOD COURT

TYPE: ASIAN CUISINE

Address: Market City, 9-13 Quay Street, level 1.

A variety of asian food shops serving sushi, taiwanese, thai, chinese, japanese and chinese dishes. Bring your student ID.

PRICE RANGE: \$6 - \$18

CHO'S DUMPLING KING

TYPE: TAIWANESE RESTAURANT

Address: 8 Quay St Sydney

Crispy fried chicken and pork chop are very nice. Eggplant with soy sauce and all cold side dishes are great to accompany your meal too. Green tea here is quite sweet if you like to boost your energy.

PRICE RANGE: \$10

LESTARI

TYPE: INDONESIAN CUISINE

Address: 96/732 Harris St (at the end of the alley before the Agincourt pub)

Various Indonesian dishes, the most popular one is their Nasi Goreng (fried rice); big portion at an affordable price.

PRICE RANGE: \$6 - \$15

BIBIMBAR

TYPE: KOREAN CUISINE

Address: 69 Abercrombie St, Chippendale NSW 2008

Rustic-style Korean restaurant offering classic dishes like fried chicken, fried rice & dumplings.

PRICE RANGE: \$11 - \$20

SATANG THAI

TYPE: THAI RESTAURANT

Address: 20 Quay Street, Haymarket NSW 2000

All stir fried dishes are recommended. You can request your level of spicy-ness or vegetarian dish as well.

PRICE RANGE: \$11 - \$15

SUSSEX STREET FOOD COURT

TYPE: ASIAN CUISINE

Address: 401 Sussex Street, Haymarket, Sydney

Variety of asian cuisine, bubble / milk tea, ice cream for take away or eating on-site.

PRICE RANGE: \$7 - \$20

SOMA CAFÉ

TYPE: ESPRESSO BAR & RESTAURANT

Address: Shop 2, 646 Harris St

All coffees and breakfast menu are nice especially the hot chocolate and latte can accompany a smoked salmon wrap for a perfect breakfast or lunch.

PRICE RANGE: \$5 - \$15

CENTRAL PARK FOOD COURT

TYPE: INTERNATIONAL CUISINE

Address: Central Park, 28 Broadway, Lower ground floor

A variety of food shops serving salads, sushi, burgers, chinese and more!

PRICE RANGE: \$13 - \$17

SPICE ALLEY

TYPE: ASIAN CUISINE

Address: 18-20 Kensington Street, off Broadway.

Spice Alley is home to a variety of asian cuisine eateries under glowing lantern ceilings. Located across the UTS Building 1, this is only a few minutes walk away from Yura Mudang.

UTS: HOUSING – Office & Yura Mudang



LEGEND

- UTS Housing Loading Dock
- Yura Mudang
- UTS Housing reception and office
- Pedestrian bridge between Building 1 and Building 6
- Tunnel from Central station

Yura Mudang

Your room number, UTS Yura Mudang
702-730 Harris Street
Ultimo NSW 2007

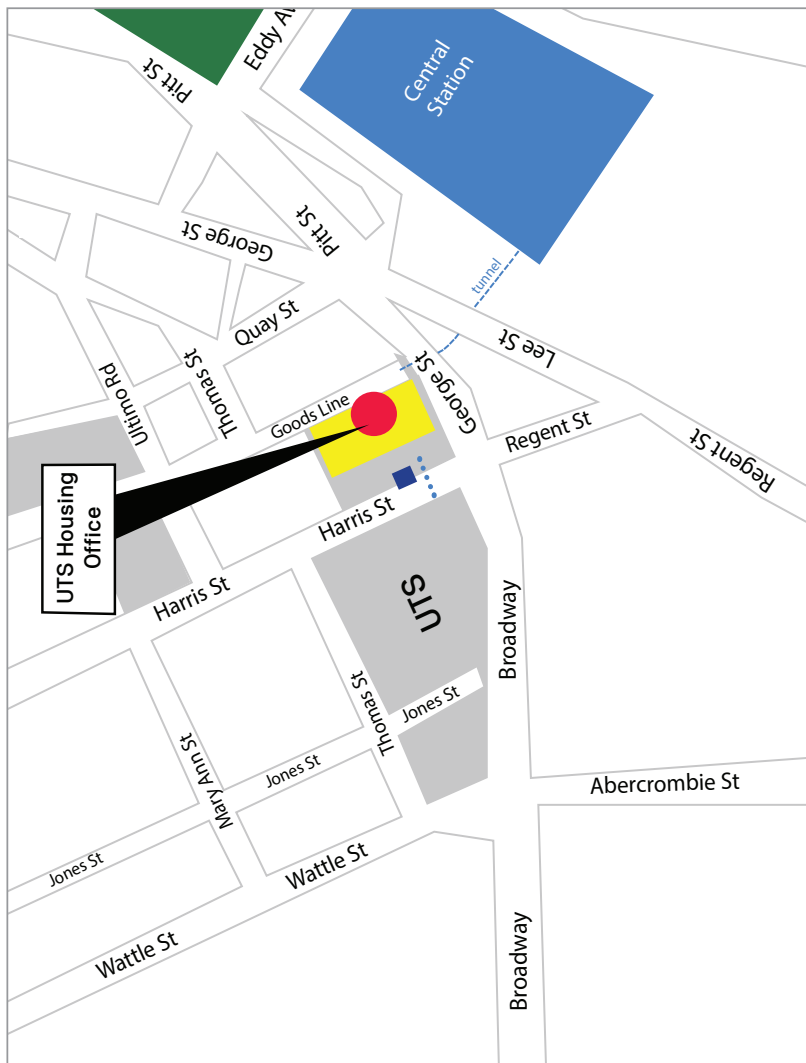
UTS Housing Office

Building 6, Level 2
(Entrance via the Goods Line)
702-730 Harris Street
Ultimo NSW 2007

P: 02 9514 1529

E: housing.service@uts.edu.au

Office hours:
9am to 5pm, Mon to Fri



IMPORTANT CONTACTS:

Here are a few contacts details which you should store on your phone or have within easy reach:

FIRE, POLICE, AMBULANCE

Call **000** – even with no credit on your phone this number will work.

SEXUAL HARM REPORT

This team is the first point of contact for students making sexual harm reports at UTS.

Call 1800 531 626 or email a Safety Caseworker at safety.caseworker@uts.edu.au

UTS SECURITY

For after-hours issues, security reasons, suspicious people, lock outs, noise issues after 10pm, etc.

Call: 02 9514 1192

or call the Yura Mudang security desk after 5pm on 02 9514 8109

UTS HOUSING TEAM

For any matters regarding your room, common areas, payments and life at UTS Housing.

Building 6, level 2 (entrance via the Goods Line)

702-730 Harris Street, Sydney NSW 2007

Office hours: 9am – 5pm, Monday – Friday

Call: 02 9514 1529

Email: housing.service@uts.edu.au

UTS MEDICAL CONTACTS

UTS Medical Centre and Counselling Service

Phone: **02 9514 1177**

Both services are located in Building 1, level 6.

Hours: Monday to Thursday 8:30am – 6:00pm / Friday 8:30am – 5:00pm

Please mention that you are a UTS Housing resident when booking an appointment.

First Aid on Campus

Call UTS: Security – all UTS security officers are first aid trained:

o Dial **6** from any Yura Mudang internal phone, or

o Dial **1800 249 559** from mobile phones

After hours service

Sydney Medical Service Co-operative Limited

Phone: **+61 2 8724 6300**

Hours: Week nights, 6:00pm – 8:00am /Weekends, Sat 12:00pm –Mon 8:00am, billed privately.

*Respect.
Now.
Always.*

CONSENT MATTERS

UTS and UTS Housing has a zero tolerance policy towards sexual assault and harassment. Issues of concern include but are not limited to, sexual, racial, religious or harassment based on sexual orientation. **Respect. Now. Always.**

If you witness someone being harassed or if you are being harassed, you should immediately report an incident of harassment to the UTS Housing Res Life staff.

Call 02 9514 1529 or come to the UTS Housing reception desk.

IN AN EMERGENCY CALL - 000

FOR IMMEDIATE HELP - UTS Security 1800 249 559

FOR A CONFIDENTIAL CONVERSATION

UTS Counselling - 9514 1177

UTS Equity & Diversity - 9514 1084

Sexual Harm report: safety.caseworker@uts.edu.au

This team is the first point of contact for students making sexual harm reports at UTS.