

# You're almost here.



Centre for Social  
Justice & Inclusion

## We're excited

**U@Uni  
Academy  
Admissions  
Guide 2026**



# Key dates



U@Uni UTS Application Student Portal opens



U@Uni UTS Applications close  
26 Sep 2025



U@Uni UTS offers released  
10 Nov 2025



Accept your offer to study at UTS



VARIOUS  
DATES

U@Uni UTS Academy additional offer  
rounds

Round 2:  
Applications close 4 Dec 2025  
Offers released 11 Dec 2025

Round 3:  
Applications close 16 Jan 2026\*  
Offers released 22 Jan 2026

\*This is the final date to apply for a course via the  
U@Uni Academy pathway



Visit our website for more  
information  
[uatuni.uts.edu.au](http://uatuni.uts.edu.au)



# U@Uni Academy

We can't wait for you to join us!  
Everyone who completes the  
U@Uni Academy and fulfils the  
program graduation criteria will  
receive an offer to study at UTS.





# How to apply

Ready to take the next step in your U@Uni Academy journey? Here's what you need to know.

## Getting in

Well done on your progress within the U@Uni Academy program! When it comes to getting in to UTS via the U@Uni Academy, you need to meet the following conditions (our graduation criteria):

1. Successfully complete the HSC
  - Undertake HSC pattern of study (though you don't need to be on an ATAR pathway). See the NESA Rules and Procedures Guide for HSC pattern of study requirements. Note that life skills courses are not considered eligible.
  - Sit all HSC exams.
  - Pass the HSC minimum standards exam.
2. Attend 75% of all U@Uni Academy program activities
3. Demonstrate achievement and progress through the U@Uni Academy experience
  - This involves online submissions demonstrating your 21st Century skill development during U@Uni Academy workshops.
4. Complete a personal statement (This is included as part of the U@Uni Academy UTS application)

### Please note:

UTS cannot make you an offer until we receive your application via the UTS Student Portal and determine you meet the U@Uni Academy eligibility requirements.

### NO ATAR?

No worries! We know that ATAR isn't everything when it comes to achieving at UTS, and the value that students bring to our community. So we look beyond this mark, and instead use the criteria above to assess potential.

However, some courses have an assumed knowledge component, which means you'll need to brush up on the expected skills and expertise if you want to do well in your studies.



# Applying is as easy as 1,2,3,4

## 1 Choose a course

Want to study at UTS? The first step is choosing the right course. Check out the course information pages of the UTS undergraduate course guide, as well as the UTS website. Got questions? Bring them to your U@Uni Mentors during UniPrep, Experience UTS Day or to UTS Open Day.

 [uts.edu.au/future-students](https://uts.edu.au/future-students)

## 2 Apply through the UTS Student Portal

Lodge your UTS U@Uni Academy application via the UTS Student Portal (not via UAC). You can list up to three course preferences starting with the course you most want to study. Check out Student Portal application pages of this guide (pages 6-7) for instructions on how to submit your UTS application.


 [student-portal.uts.edu.au](https://student-portal.uts.edu.au)

## 3 Apply for scholarships

If you're planning to apply for scholarships or student accommodation, now's a great time to check your eligibility – and the closing dates – for these too!

UTS has a range of scholarships you can apply for – check out the UTS undergraduate course guide for more information.

You might also be eligible for an Equity Scholarship via the UAC website.

 [uac.edu.au](https://uac.edu.au)

## 4 Accept your offer

UTS U@Uni Academy main round offers are released on 10 November 2025. Your letter of offer will include instructions on how to accept or defer your place.

Need more info? Visit the U@Uni Academy website to make sure you understand the application process and key application dates. Main round U@Uni Academy applications close on **26 September 2025\***, so don't be late!

### Once you're in...

... you're in! If you receive an offer to study at UTS, keep the following dates in mind:

#### Mid-Jan 2026 (Date TBC):

Orientation session for U@Uni graduates.

#### 2–13 February 2026:

Orientation Autumn Session for new students.

#### 16 February 2026:

Autumn Session begins.



# UTS Student Portal

Submit your U@Uni Academy application using the UTS Student portal. Follow the instructions below to join us at UTS!

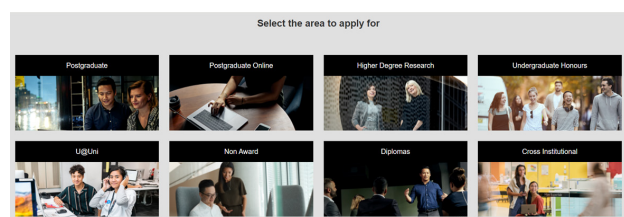
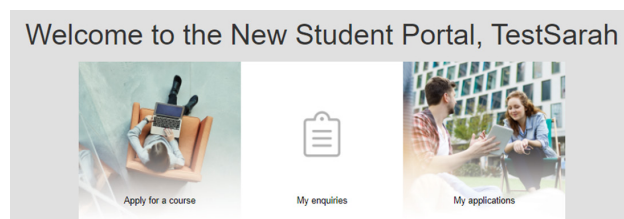
## 1. Portal log in.

**First visit** - Use the Future Students Register button and create your account by following the prompts. Make sure you use an email you will be able to access even when you finish school!

**Second visit** - Use the Future students Login button and enter your details.

**Note:** Each time you log in a verification code will be sent to your email

[student-portal.uts.edu.au](https://student-portal.uts.edu.au)



## 3. Start your application.

Start by entering your first course preference (the course you most want to study). You can search using either the course code or the course name. Course code is the most accurate. Select the attendance mode, study load and click “Apply”

Check out the UTS Undergraduate course guide for course information.

[uts.edu.au/future-students](https://uts.edu.au/future-students)

## 2. Enter your personal details.

On your homepage select the “Apply for a Course” tile, then the “U@Uni” tile. This will take you to your applicant information page. Fill out your personal details as required and submit.

### Tips:

- Your mobile number needs to be entered exactly in the format of +61 412341234
- Highest level of participation: Select “Secondary education” and the year you intend to complete
- Highest level of completion: Select “None of the above”, and completion year as “2025”.

Do you want to continue?

Course Name: Bachelor of Engineering (Honours) Diploma in Professional Engineering Practice  
 Course Code: C09067  
 Study Period: Autumn Session  
 Attendance Mode: Internal  
 Faculty/Unit: Engineering and Information Technology  
 Please choose a major / stream to continue

Course Major

choose one...

- choose one...
- Civil
- Civil & Environmental
- Civil (Construction)
- Civil (Structures)
- Data
- Electrical
- Electrical & Electronic
- Electronic
- Flexible
- Mechanical
- Software

## 5. Complete your application.

Fill out all the questions for your application. Here you will:

- upload your personal statement responses (we can help you with this in your UniPrep sessions),
- enter additional personal details, and
- select your second and third course preferences (make sure you put these in order of preference).

Once all details are complete, select the “continue” button, review your responses, agree to the privacy notice and submit. Be sure not to close the window while this is processing (sometimes it can take a little while).

**Note:** If you select an education degree, you will have additional personal statement questions to complete. If you select a nursing or midwifery degree, you will have additional English language proficiency questions.

Preference	Application Status	Request Number	Course Code	Course Name	Type	Major/Stream	Application Date	Year
	Submitted	00154912	C10169	Bachelor of Biotechnology Bachelor of Business	Coursework		2021-05-27 18:25	2022
	Incomplete	00154911	C10169	Bachelor of Biotechnology Bachelor of Business	Coursework		2021-05-27 18:06	2022

Course Name	Type	Major/Stream	Application Date	Year	Session	Attendance Mode	Application Sub Status	Action
Bachelor of Biotechnology Bachelor of Business	Coursework		2021-05-27 18:25	2022	Autumn Session	Internal		Withdraw
Bachelor of Biotechnology Bachelor of Business	Coursework		2021-05-27 18:06	2022	Autumn Session	Internal		Withdraw

## 4. Double check your details.

A pop up with your course selection will appear. If a major is relevant to your degree choice, this is where you will select it. If the details are correct, select the “continue” button.

Application form: Bachelor of Biotechnology Bachelor of Business (C10169) - Autumn Session, 2022

Section 1

- Personal Statement Part 1 \*
- Personal Statement Part 2 \*
- Educational Background \*
- Second Preference \*
- Third Preference \*
- English Language Proficiency \*

Note: The information cannot be edited after submission, though you can submit additional documents

Accept Terms And Conditions

☐ I agree to the Privacy notice and Terms & Conditions

Go Back Confirm And Submit

## 6. Your applications.

Once you have submitted your application, you will be taken to the “My applications” page. You can also access this view by selecting the “My Course Applications” tab.

Here, you can see your applications that have been submitted and monitor your application progress.

If you need to make any changes to your application after you have submitted, you will need to submit a new application form with the updated details. Please ensure you withdraw applications that are no longer relevant.

**Note:** If you have submitted multiple application forms, we will only use your most recent submission (so make sure this contains the correct information!)



For more information and to watch instruction videos, visit our website [uatuni.uts.edu.au](http://uatuni.uts.edu.au)



# FAQs

Starting uni is confusing, but we're here to help! Here's a summary of some of the key questions about the U@Uni Academy admissions process.

<b>Do I really get direct entry to study at UTS?</b>	Everyone who completes the U@Uni Academy and fulfills the program graduation criteria will receive an offer to study at UTS (page 4). You are able to select preferences for the three courses you are most interested in. Note that some courses are competitive and places may be limited.
<b>How do I apply?</b>	To apply for UTS via the U@Uni Academy, complete your application using the UTS Student Portal. Follow instructions included in this guide (pages 4-7).
<b>Do I need to apply through UAC?</b>	No. The U@Uni Academy admission process only considers applications submitted through the UTS Student Portal. However, if you are applying for other universities or courses, you are welcome to also submit an application via UAC. If submitting through UAC, you will need to meet minimum course admission requirements e.g. selection rank.
<b>What courses can I apply for?</b>	You can apply for all UTS undergraduate courses, excluding those with special admission requirements. For courses that have their own special admission requirements you would need to meet the requirements of the course to be considered for entry e.g. Apply through UAC and meet the selection rank. Courses with special admission requirements that are excluded: Bachelor of Accounting (Co-op), Bachelor of Information Technology (Co-op), Bachelor of Computing Science (IDeA), Bachelor of Cybersecurity (IDeA), Bachelor of Sport and Exercise Science (Exercise Therapy).
<b>What are the English Language requirements for Nursing and Midwifery?</b>	<p>Bachelor of Nursing and Bachelor of Midwifery courses have additional English Language Proficiency requirements:</p> <ul style="list-style-type: none"> <li>● International students or local applicants with international qualifications where English is not their primary language, will need to undertake an English Language Test and meet the minimum required results (i.e. IELTS, OET, TOEFL).</li> <li>● Students who have English as their primary language will need to confirm that they have: Satisfactorily completed at least six years of primary and secondary education taught and assessed in English in one of the recognised countries, including at least two years between years 7 and 12</li> </ul> <p>You can read specific information about the English Language requirements on our website: <a href="https://uts.ac/3kdUeKz">https://uts.ac/3kdUeKz</a></p>



# FAQs (cont.)



<b>Do I still need an ATAR?</b>	No. We know that ATAR isn't everything when it comes to achieving at UTS, and the value that students bring to our community. So we look beyond this mark, and use our U@Uni Academy graduation criteria to assess potential.
<b>Can I defer (take a gap year)?</b>	Yes, once you receive an offer as part of the U@Uni Academy you will be eligible to request a deferral as per standard guidelines. Just make sure you submit your application in year 12. There are some courses that are excluded. Check out the UTS website for information on deferring.
<b>Do I have to go to UTS?</b>	The U@Uni Academy will only provide you with a place at UTS. However, you may choose to apply for other universities instead, or maybe you decide that uni isn't for you. Whatever your personal goals, we support you pursuing them. For those who choose to come to UTS, we welcome you and hope you feel at home as a member of our student community!
<b>What if i receive an offer to UTS via the U@Uni Academy and UAC?</b>	Our advice is to accept the offer provided through the U@Uni Academy. As a U@Uni Academy enrolled student, you will have access to additional support when you start Uni.
<b>What courses are available?</b>	With a wide array of faculties, schools and centres, and over 140 degrees on offer, there are lots of courses to choose from. Find the right course for you in the UTS Undergraduate Course Guide.

Visit our website for more information  
[uatuni.uts.edu.au](http://uatuni.uts.edu.au)





uatuni.uts.edu.au

UTS CRICOS 00099F  
May 2026  
Images: Kwa Nguyen

**Questions? Contact us!**

UatUni@uts.edu.au

Instagram: @uts\_UatUni

UatUni.uts.edu.au

**DISCLAIMER:** The information in this brochure is correct as at May 2026. Changes in circumstances after this date might alter the accuracy or currency of the information. UTS reserves the right to alter any content described in this brochure without notice. Readers are responsible for verifying information that pertains to them by contacting the university.